


# Amira Bingo

## Table of Contents

Click below for quick access to the resources you need!

Bingo Boards (Blank)	2	
Bingo Boards (Pre-Filled)	6	
Short Response Paper	10	
Competition Certificates	<u>15</u>	
“Bingo” Banner	18	
Amira & Spot Posters	21	

# Amira Bingo

## Bingo Boards (Blank)

### Directions:

Choose a Bingo Board template from pages 3-5. Fill in each tile with reading achievements from the list below or create your own based on your students' goals.

#### General

- I read with Amira at home.
- I read with Amira at home \_\_\_ times in \_\_\_ days.
- I read with Amira at home \_\_\_ days in a row.
- I read with Amira in school \_\_\_ times.
- I read with Amira at school \_\_\_ times in \_\_\_ days.
- I read with Amira at school \_\_\_ times in \_\_\_ weeks.
- I read with Amira \_\_\_ days in a row.

#### Stories & Minutes Read

- I read \_\_\_ stories with Amira.
- I read \_\_\_ stories with Amira in one session.
- I read \_\_\_ stories with Amira in \_\_\_ days.
- I read \_\_\_ stories with Amira in \_\_\_ weeks.
- I read \_\_\_ stories in a row without stopping.
- I read \_\_\_ fiction stories.
- I read \_\_\_ nonfiction stories.
- I read with Amira for \_\_\_ minutes.
- I read with Amira for \_\_\_ minutes in one session.
- I read with Amira for \_\_\_ minutes in \_\_\_ days.
- I read with Amira for \_\_\_ minutes in \_\_\_ weeks.
- I read with Amira for more minutes in one session than ever before.

#### Progress & Accuracy

- I earned a new badge.
- I read \_\_\_ stories with 100% accuracy.
- I read \_\_\_ stories with 90% accuracy or higher.
- I improved my accuracy by \_\_\_ %.
- I increased my word count per minute by \_ words.
- I met my reading goal with Amira \_\_\_ times.

#### Engagement & Reflection\*

- I made a prediction before reading a story with Amira.
- I wrote about a story I read with Amira.
- I told a friend about a story I read with Amira.
- I cheered for a friend when they met a reading goal.
- I wrote a letter or drew a picture for Amira.
- I noticed my reading getting better and wrote about it.
- I shared my favorite part of a story with my class.
- I learned about something new with Amira.
- I made a connection between a story I read with Amira and something in my life.

\*Add lines within the tiles for student responses, or use extra paper (p. 11-14) for written answers as needed.

Name: \_\_\_\_\_

## Amira Bingo!

Directions: Mark off each square as you complete the reading achievements on your Bingo board. Try to get Bingo by completing a full row, column, or diagonal, then keep going to see how many you can achieve!


Name: \_\_\_\_\_

## Amira Bingo!

Directions: Mark off each square as you complete the reading achievements on your Bingo board. Try to get Bingo by completing a full row, column, or diagonal, then keep going to see how many you can achieve!


Name: \_\_\_\_\_

## Amira Bingo!

Directions: Mark off each square as you complete the reading achievements on your Bingo board. Try to get Bingo by completing a full row, column, or diagonal, then keep going to see how many you can achieve!


# Amira Bingo

## Bingo Boards (Pre-Filled)

### Directions:

Choose a Bingo Board template from pages 7-9. Print and distribute to students.

Name: \_\_\_\_\_

**Amira Bingo!**

Directions: Mark off each square as you complete the reading achievements on your Bingo board. Try to get Bingo by completing a full row, column, or diagonal, then keep going to see how many you can achieve!

\*Write your answer on the back or on separate writing paper

I improved my accuracy by 5%.	I read 5 stories with Amira in one week.	I read 3 fiction stories with Amira.	I read with Amira 3 days in a row.
"I made a prediction before reading a story with Amira.	I read 3 nonfiction stories with Amira.	I read with Amira at home 2 times.	"I wrote a letter or drew a picture for Amira.
I read 3 stories with 100% accuracy or higher.	I read for 20 minutes in one session with Amira.	"I made a connection between a story I read with Amira and something in my life.	I met my reading goal with Amira 3 days in a row.
I told a friend about a story I read with Amira. <small>Date: _____ Friend's initials: _____</small>	I shared my favorite part of a story with my class.	I read for 40 minutes in one week.	I read 3 stories in a row with Amira without stopping.

8

FRONT

Name: \_\_\_\_\_

**Amira Bingo!**

\_\_\_\_\_

\_\_\_\_\_

\_\_\_\_\_

\_\_\_\_\_

\_\_\_\_\_

\_\_\_\_\_

\_\_\_\_\_

\_\_\_\_\_

\_\_\_\_\_

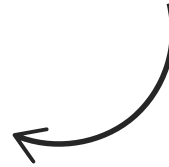
\_\_\_\_\_

19

BACK

### TIP:

Print the bingo board double-sided with lined paper (p.11-14) on the back. This will make it easier for students to write their responses and keep track of their accomplishments!



## Share With Us!

We'd love to see what students are writing about Amira! Use [this form](#) or tag us on our socials! @amiralearning on Instagram and Twitter/x.

Name: \_\_\_\_\_

## Amira Bingo!

Directions: Mark off each square as you complete the reading achievements on your Bingo board. Try to get Bingo by completing a full row, column, or diagonal, then keep going to see how many you can achieve!

I read with Amira for 40 minutes in one week.

I made a connection between a story I read with Amira and something in my life.

Story Title: \_\_\_\_\_

Connection: \_\_\_\_\_

\_\_\_\_\_

I read with Amira at home 2 times.

Dates: \_\_\_\_\_

I read 4 stories in a row with Amira without stopping.

I met my reading goal with Amira 3 days in a row.

Dates: \_\_\_\_\_

I shared my favorite part of a story with my class.

I told a friend about a story I read with Amira

Date: \_\_\_\_\_

Friend's Name: \_\_\_\_\_

Friend's Signature: \_\_\_\_\_

I read for 20 minutes in one session.

I read 3 stories with 90% accuracy or higher.

Name: \_\_\_\_\_

## Amira Bingo!

Directions: Mark off each square as you complete the reading achievements on your Bingo board. Try to get Bingo by completing a full row, column, or diagonal, then keep going to see how many you can achieve!

I improved my accuracy by 5%.	I read 5 stories with Amira in one week.	I read 3 fiction stories with Amira.	I read with Amira 3 days in a row. Dates: _____
*I made a prediction before reading a story with Amira.	I read 3 nonfiction stories with Amira.	I read with Amira at home 2 times. Dates: _____	*I wrote a letter or drew a picture for Amira.
I read 3 stories with 90% accuracy or higher.	I read for 20 minutes in one session with Amira.	*I made a connection between a story I read with Amira and something in my life.	I read with Amira twice in one day. Dates: _____
I told a friend about a story I read with Amira Date: _____ Friend's Initials: _____	I shared my favorite part of a story with my class.	I read for 40 minutes in one week.	I read 3 stories in a row with Amira without stopping.

\*Write your answer on the back or on separate writing paper.

Name: \_\_\_\_\_

## Amira Bingo!

Directions: Mark off each square as you complete the reading achievements on your Bingo board. Try to get Bingo by completing a full row, column, or diagonal, then keep going to see how many you can achieve!

I read 1 story with Amira with 100% accuracy.	I read with Amira for three days in a row. Dates: ____ ____	I read twice with Amira in one day.	I told a friend about a story I read with Amira Date: ____ Friend's Initials: ____	I read for 20 minutes in one session with Amira.
*I made a prediction before reading a story with Amira.	I read 5 stories with Amira in one week.	I earned a new badge.	I improved my accuracy by 5%.	*I noticed my reading getting better and wrote about it.
I read with Amira for 40 minutes in one week.	I read 3 fiction stories with Amira.	I read with Amira for more minutes in one session than ever before. Date: ____ Minutes: ____	I read with Amira at home 2 times. Dates: ____ ____	*I learned about something new with Amira and wrote it down.
I cheered for a friend when they met a reading goal. Date: ____ Friend's Initials: ____	*I wrote a letter for Amira.	I read 4 stories in a row with Amira without stopping.	*I made a connection between a story I read with Amira and something in my life.	I read 3 nonfiction stories with Amira.
I read 3 stories with Amira with 90% accuracy or higher.	*I learned something new from a story I read with Amira.	I shared my favorite part of a story with my class.	*I drew a picture for Amira.	*I wrote about a story I read with Amira.

\*Write your answer on the back or on separate writing paper.

# Amira Bingo

## Short Response Paper (Optional)

### Directions:

Print and distribute the lined paper on pages 11-14 for students to record short responses for specific bingo tiles. For example, when students achieve the tile "I made a connection between a story I read with Amira and something in my life," you can ask them to write down the specific connection they made.

Name: \_\_\_\_\_

AMIRA  
LEARNING

**Amira Bingo!**

Directions: Mark off each square as you complete the reading achievements on your Bingo board. Try to get Bingo by completing a full row, column, or diagonal, then keep going to see how many you can achieve!

\*Write your answer on the back or on separate writing paper.

I improved my accuracy by 5%.	I read 5 stories with Amira in one week.	I read 3 fiction stories with Amira.	I read with Amira 3 days in a row.
I made a prediction before reading a story with Amira.	I read 3 nonfiction stories with Amira.	I read with Amira at home 2 times.	I wrote a letter or drew a picture for Amira.
I read 3 stories with 10% accuracy or higher.	I read for 20 minutes in one session with Amira.	I made a connection between a story I read with Amira and something in my life.	I met my reading goal with Amira 3 days in a row.
I told a friend about a story I read with Amira.	I shared my favorite part of a story with my class.	I read for 40 minutes in one week.	I read 3 stories in a row with Amira without stopping.

11

FRONT

Name: \_\_\_\_\_

AMIRA  
LEARNING

**Amira Bingo!**

\_\_\_\_\_

\_\_\_\_\_

\_\_\_\_\_

\_\_\_\_\_

\_\_\_\_\_

\_\_\_\_\_

\_\_\_\_\_

\_\_\_\_\_

\_\_\_\_\_

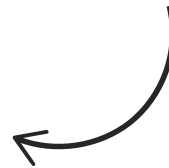
\_\_\_\_\_

12

BACK

### TIP:

Print the bingo board double-sided with lined paper on the back. This will make it easier for students to write their responses and keep track of their accomplishments!



## Share With Us!

We'd love to see what students are writing about Amira! Use [this form](#) or tag us on our socials! @amiralearning on Instagram and Twitter/x.

Name: \_\_\_\_\_

# Amira Bingo!

The image displays four identical sets of horizontal lines for handwriting practice. Each set is composed of three lines: a solid black line at the top, a dashed black line in the middle, and a solid black line at the bottom. These lines are evenly spaced and extend across the entire width of the page, providing a template for practicing letter formation and alignment.

Name: \_\_\_\_\_

## Amira Bingo!



Name: \_\_\_\_\_

## Amira Bingo!


Name: \_\_\_\_\_

## Amira Bingo!



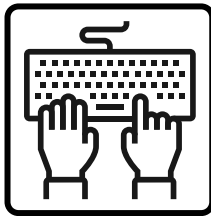
# Amira Bingo

## Competition Certificates


### Directions:

Decide whether to award certificates to students for completing a certain number of tiles in a row (vertical, horizontal, or diagonal) or for filling in the entire bingo board. Customize, print, and present the certificates on page 16 or 17 to celebrate their reading achievements in the competition.

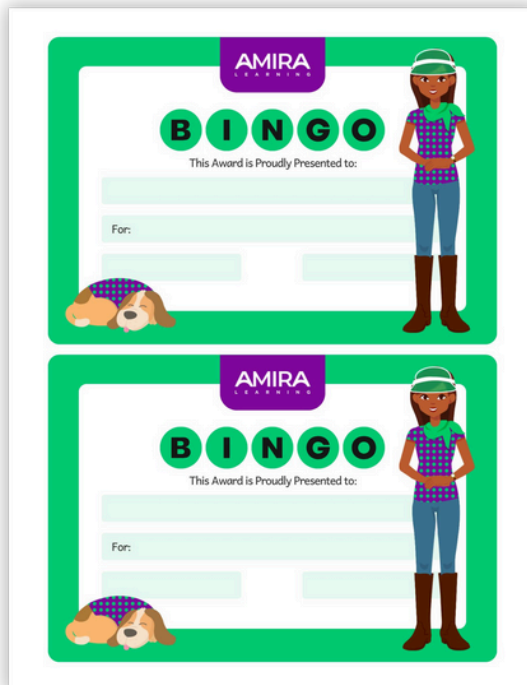
#### Customize



#### Print

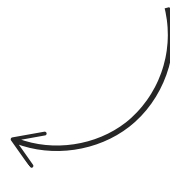


#### Celebrate



Award to students for:


- Completing a certain number of tiles in a row, OR
- Filling in the entire bingo board.



# BINGO

This Award is Proudly Presented to:


For:



# BINGO

This Award is Proudly Presented to:

For:





**AMIRA**  
LEARNING

**B I N G O**

This Award is Proudly Presented to:

For:



# Amira Bingo

## Banner


Directions:

Print pages 18-20. Assemble the banner and display it above your other competition resources.

Print



Assemble



Display



Cut excess ✂








# Amira Bingo

## Amira & Spot Posters


Directions:

Print pages 22-26. Assemble the large-scale Amira's and display them alongside your other competition resources.

Print



Assemble



Display

