

# SUMMER SCHOOL GUIDE

Here are some tips to help Amira succeed in addressing the needs of your summer school students.

## Before Summer School

### Access & Training

- New to Amira? Complete the [Meet Amira Training](#).
- Review the [Teacher Troubleshooting Guide](#).
- Ensure you and your students have access.
- Decide on the best time(s) to incorporate Amira into your daily [summer school schedule](#).

## Additional Resources

- [Student Help Guide](#)
- [Summer Resources](#)

## Start of Summer School

### Intro & Assessment

- Introduce Amira using [slide decks & lesson plans](#).
- If needed, review or administer the End-of-Year Assessment Data.
- Make sure students are ready to start Amira Practice.
- (Optional: Use language or practice configurations.)

- [How To: Assign an Assessment](#)

## During Summer School

### Practice

- Students should use Amira Practice regularly, this builds fluency with real-time coaching and feedback.
- Review progress using the report links (on the right) for helpful insights.

- [Progress Report](#)
- [Skill Status Report](#)
- [Badging Report](#)

## End of Summer School

### End-of-Session Assessment & Reports

- Use the EOY (End-of-Year) Assessment to measure growth.
- Reports will show student gains and are great for celebrating success.
- Don't forget: **Amira rolls over on July 31st, so save/print any needed reports!**

- [Class Progress Report](#)
- [Amira Certificates](#)



### Summer Resources

Click [here](#) for resources to encourage reading with Amira over the summer including **posters, trackers, reading logs, and letters for families**.

### Need Help?



Ask the **Amira chatbot** in the bottom right corner of your dashboard, or e-mail [support](#).





# SUMMER SCHOOL SCHEDULE

Refer to these half-day and full-day sample schedules for ideas on how to incorporate Amira time into your daily summer school routine.

## Half-Day Sample Schedule

Start	End	Subject
8:00AM	8:30AM	Arrival/Breakfast  (Early Arrivers)
8:30AM	9:00AM	Morning Meeting/SEL
9:00AM	9:30AM	Amira  (Whole Class)
9:30am	10:30AM	Instructional Block #1
10:30AM	11:00AM	Specials/Enrichment
11:00AM	12:00PM	Instructional Block #2
12:00PM	12:30 PM	Recess
12:30PM	1:00PM	Lunch/Dismissal

## Full-Day Sample Schedule

Start	End	Subject
8:00AM	8:30AM	Arrival/Breakfast  (Early Arrivers)
8:30AM	9:00AM	Morning Meeting/SEL
9:00AM	9:45AM	Instructional Block #1
9:45AM	10:30AM	Specials/Enrichment
10:30AM	11:30AM	Recess & Lunch
11:30AM	12:15PM	Instructional Block #2
12:15PM	1:00PM	Literacy Centers  (Small Group)
1:00PM	1:45PM	Specials/Enrichment
1:45PM	2:15PM	Dismissal



### Pro Tip:

Arrival is a great time for students to read with Amira. Instead of morning work, set up computers early and encourage early arrivals to log in and enjoy stories!



### Pro Tip:

Designate Amira time as a specific subject period for the entire class, or incorporate it as a small group station during center activities.

### Need Help?

Ask the **Amira chatbot** in the bottom right corner of your dashboard, or e-mail [support@amiralearning.com](mailto:support@amiralearning.com).