

# Ready, Set, Read!

## Amira Reading Competition

### How it Works

In this competition, teams race to the finish line by moving their car along a displayed track, hitting milestone flags as they achieve reading goals.

[Click here](#) for detailed guidance on how to plan, prepare and launch an Amira Competition in your school.

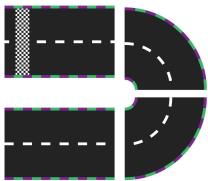
### What's included

#### Display Resources



**Race Cars:** Markers that represent each competing team.

Print one for each team. Move the race car forward along the track each time a milestone is met.




**Race Track:** Sections of the track that form the competition display.

Print as many pieces as you need to create the desired track length. Trim excess space and assemble the track in the hallway, on a bulletin board, or in the classroom.



**Flags:** Milestone markers for the track.

Print one flag for each milestone. Write the milestone goal on the flag (e.g. "50 activities completed") and place them along the track.



#### Multi-Page Posters & Competition Banner

Print and add to level-up your competition display!

## Display Examples



**Kaci Dengler**

Cypress-Fairbanks Independent school district, TX



**Erica Blouin**

Baltimore County Public Schools, MD




**Ms. Taveras**

Osceola County School District, FL



Have a share-worthy display? Scan the QR code or [click this link](#) to share with us!


## Tracking & Celebrating Resources



### Certificates:

Customizable awards to celebrate achievements during the competition.

*How to Use:* Edit and print certificates to recognize individuals, teams, classes, grades, and teachers. Present them when milestones are reached or at the end of the competition.



### Team Progress Poster:

A visible display for a single team's progress toward their goal.

*How to Use:* Update the "Progress" box regularly with the team's score or latest milestone.



### Team Progress Tracker:

A more detailed log for tracking one team's progress over days or weeks.

*How to Use:* Label columns by days (M–F) or weeks (W1, W2, etc.) and update at the end of each day or week.

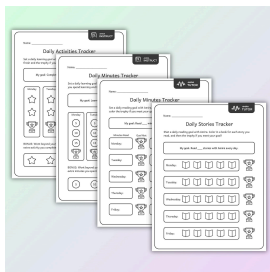


### Competition Progress Tracker:

A single chart to compare all teams' progress in one place.

*How to Use:* List each team's name in the left-hand column and update each team's progress at the end of the day or week.

## Not Included



### Individual Student Tracker

[Click here](#) to explore general student progress trackers and encourage students to track their own progress during Amira competitions. general student progress trackers during Amira reading competitions.